

LED LIGHTING SOLUTION FOR INDOOR AND GREENHOUSE APPLICATIONS

HM240[®] Series



GPS-HM-240

A full-spectrum LED rack lighting solution designed for grow tents, indoor and greenhouse applications. Blended full-spectrum white chips with added 660 nm far red make the HM240 perfect for veg and flower. HM240 is a highly efficient fixture save up to 50% percent electricity compared to florescent. The 8 LED bars are evenly spaced over a 4' width allowing the HM240 to bloom a 2' x 4' canopy.

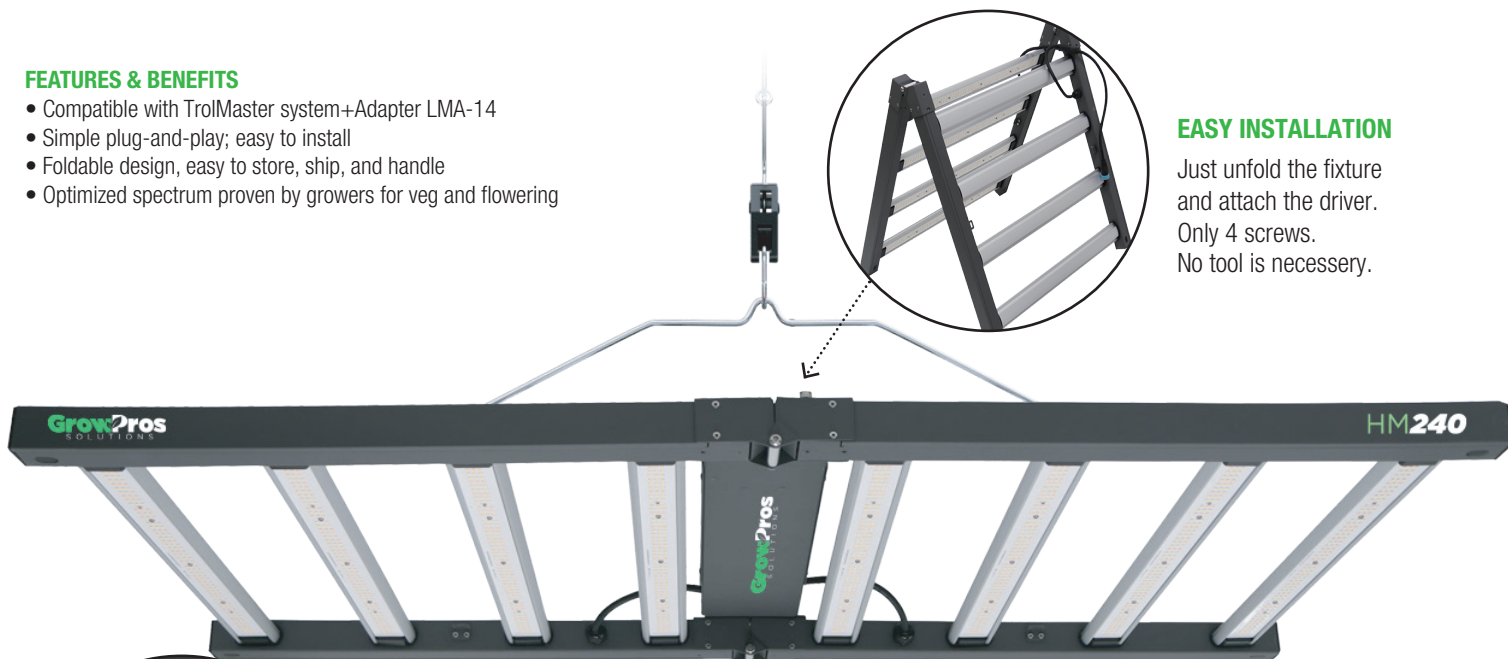


FEATURES & BENEFITS

- Compatible with TrolMaster system+Adapter LMA-14
- Simple plug-and-play; easy to install
- Foldable design, easy to store, ship, and handle
- Optimized spectrum proven by growers for veg and flowering

EASY INSTALLATION

Just unfold the fixture and attach the driver. Only 4 screws. No tool is necessary.



DIMMER

The HM240 comes with an integral dimmer that you can adjust to 25, 50, 75, and 100 percent.

CONTROL SYSTEM

Works with TrolMaster Hydro-X control systems. You will need to use a lighting control adapter F (LMA-14). When you put the dimmer in EXT mode, it is ready to connect to the control system (If you daisy chain these lights and use a control system to control them together, you need to switch it to EXT mode).

LED LIGHTING SOLUTION FOR COMMERCIAL INDOOR AND GREENHOUSE APPLICATIONS

TECHNICAL SPECIFICATIONS

WATTAGE	240W
INPUT VOLTAGE	120V-277V
CONTROLLER	TrolMaster Hydro-X + LMA14
CONTROL	0-10V dimming (0-100%)
DAISY CHAIN PORT	RJ12
THD	20%
THERMAL MANAGEMENT	Passive
WORKING TEMPERATURE	-40°F ~ 122°F
IP RATING	Suitable for dry & damp locations
WARRANTY	7 year limited

HEAT LOAD

HEAT LOAD PER FIXTURE	820 BTU
-----------------------	---------

MAXIMUM POWER ELECTRICAL DATA

AC VOLTAGE	120V	208V	240V	277V
AC CURRENT	2.0A	1.15A	1.0A	0.86A
AC POWER	240W	240W	240W	240W

PPFD READING

24" Height @ Max. Power Set-up									
	24"	18"	12"	6"	0	6"	12"	18"	24"
24"	38.8	49.7	58	64.8	72.8	59.3	60.3	49.9	37.6
18"	74.9	118.1	130.5	137.5	145.2	140.9	138.9	108.4	82.4
12"	162	268.4	297.5	305.1	291.4	291.6	297.3	247.3	112.6
6"	290.9	435.9	533.7	510.4	493.5	501.8	500.6	426.6	293.1
0	330.9	499.9	581.9	593.5	575.5	578.2	565.2	503.6	330.3
6"	286.1	407.3	489.4	510	492	495	479.3	446.8	297.9
12"	161.2	241.2	282.8	290.3	284.5	293.7	278.7	296.5	171.7
18"	75.3	106.3	125.7	133.5	138.3	136.2	133.2	118.7	83.2
24"	34.2	45	52.8	56.9	81.9	60.7	55.6	49.6	38.5

PERFORMANCE DATA

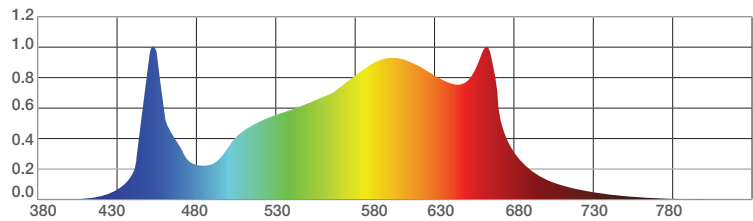
	MAX. POWER @ 12"H
PPF	624 $\mu\text{mol/s}$
PPE	2.6 $\mu\text{mol/J}$

RECOMMENDED SET-UP

Flower: 2' X 4' Area

Veg: 3' X 5' Area, Max: 4' X 6' Area

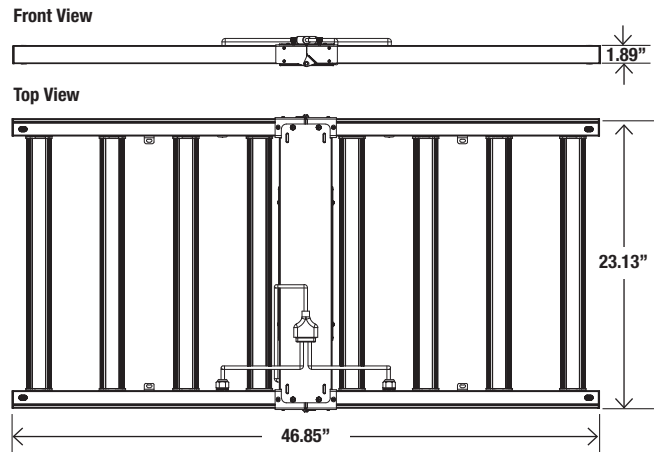
SPECTRAL DISTRIBUTION



WHAT'S IN THE BOX

- 1x 10' 240V Twist Lock Power Cord
- 1x 240V-120V Plug Adapter
- 1x Daisy Chain Data Cable RJ-12
 - 2x Steel Wire Hangers
 - 2x Rope Ratchets
 - 4x Thumb Screws

DIMENSIONS



GROSS WEIGHT: 20.94 lbs