

COMMERCIAL SOLUTIONS DESIGNED SPECIFICALLY FOR INDOOR CANNABIS CULTIVATION

## Under Canopy Lighting 4Ft

### GPS-UCL4-150W

Upgrade your cultivation and leave no buds behind. By utilizing our specially designed under canopy lights you can maximize your growth and yields by illuminating the previously underlit areas of your plants.



#### FEATURES & BENEFITS

- Improve B-bud size, structure, density, and coloring.
- Optimized full spectrum proven by growers - great for veg and exceptional for boosting flower - includes 4000k, 660nm Deep Red, 730nm infrared diodes.
- IP65 rated for easy cleaning and protection from IPM sprays, irrigation leaks, and employees getting crazy with the watering wand.
- Compact and lightweight, quick to set up, easy to work around for harvest or quick to uninstall when between trellis layers.
- One Under Canopy Light will cover 4' in length and 3' in width of under canopy, add a second row to further increase your yields!



use our height adjustable legs with rolling benches.

#### LINK UP MULTIPLE FIXTURES

Power Chaining and Data Chaining through same connections, no extra wires required.

Daisy chain option:

- 8 pcs @ 120V
- 12 pcs @ 208V
- 14 pcs @ 220V
- 16 pcs @ 240V
- 18 pcs @ 277V

#### ADJUSTABLE HEIGHT

Telescopic legs adjust to the plant growth for the perfect light coverage.

\*Legs sold separately



## LED LIGHTING SOLUTION FOR COMMERCIAL, INDOOR, AND GREENHOUSE APPLICATIONS

### SPECIFICATIONS

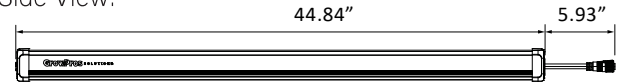
WATTAGE	150W ( Channel 1: 125W R/W ) ( Channel 2: 25W IR )
INPUT VOLTAGE	120V-277V
CONTROL	0-10V DIMMING
DATA CONNECTION	RJ-12
POWER FACTOR	>0.9
THERMAL MANAGEMENT	PASSIVE
WORKING TEMPERATURE	0°F to 104°F
IP RATING	Waterproof IP65
LIFETIME	L90: >36,000 hrs
WARRANTY	5 YEARS
CERTIFICATIONS	ETL
HEAT LOAD PER FIXTURE	511 BTUs

### PERFORMANCE DATA


PERFORMANCE DATA	MAX POWER
PPE	3.0 $\mu\text{mol/s}$
PPF	450 $\mu\text{mol/s}$

### DIMENSIONS

Side View:



Top View:



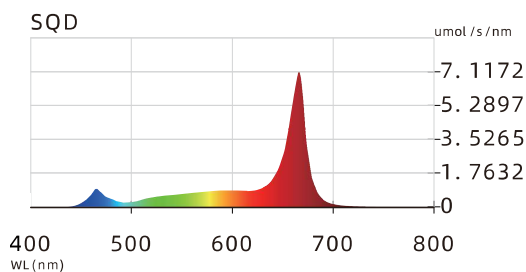
### MAXIMUM POWER ELECTRICAL DATA

	120V	208V	220V	240V	277V
AC CURRENT	1.27A	0.73A	0.68A	0.63A	0.53A
AC POWER	152W	151W	150.5W	150W	148W
POWER FACTOR	0.99	0.98	0.97	0.96	0.94
DAISY CHAIN	8	12	14	16	18

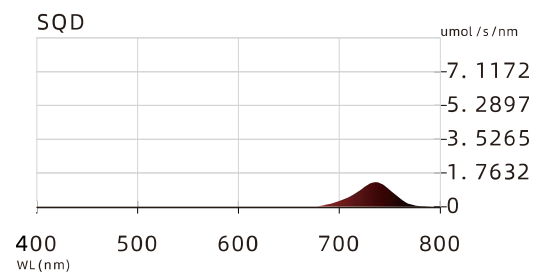
**BOX GROSS WEIGHT:** 36.1 lbs

### SPECTRUM GRAPH

**CHANNEL 1 100%**



**CHANNEL 2 100%**



**ALL CHANNEL 100%**

